



DC MOTOR CONTROLLER MODULE

DCM

X10335

INTRODUCTION

This general purpose, modulated, pulse width, low voltage DC controller, can be operated in any of the following modes:

Motor Control: High Frequency (RT/RT1 no link) speed control set by a 5K Ω potentiometer.

Lighting/Heating Control: Low frequency (RT/RT1 linked) output level set by a 5K Ω potentiometer as above.

Temperature Control: Thermistor connected across RT/RT1, with a temperature range of 5-130°C. Temperature set by a 5K Ω potentiometer.

APPLICATIONS

Include speed control of low voltage, high frequency, DC motors, low voltage lighting and medium frequency heaters.

FEATURES

- Manual or signal control
- Temperature control with optional sensor
- 180 or 350Hz selectable frequency ranges
- Short circuit protection
- 6 to 24v DC supply voltage range.

RoHS Compliant
Directive
2002/95/EC



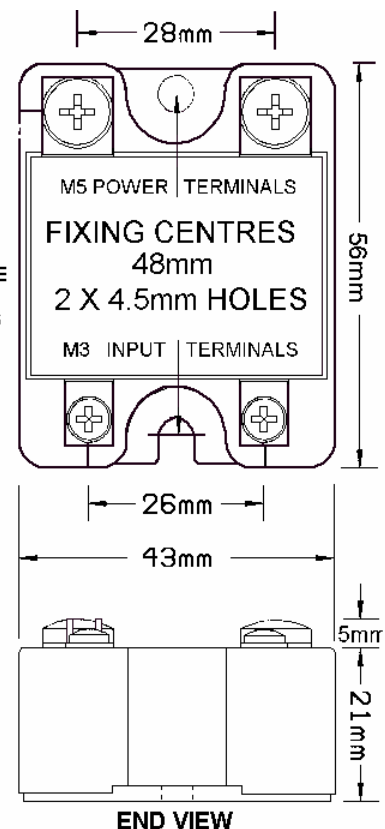
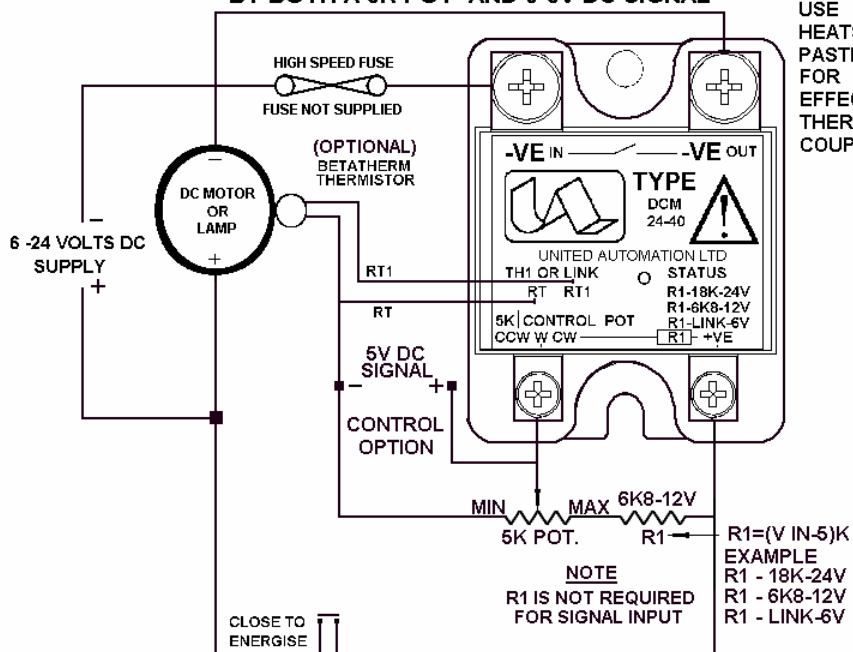
INSTALLATION

MOTOR CONTROL CONNECTIONS

WARNING

SWITCH OFF SUPPLY BEFORE COMMENCING ANY SERVICE WORK.

ALL SET POINTS CAN BE CONTROLLED
BY BOTH A 5K POT AND 0-5V DC SIGNAL



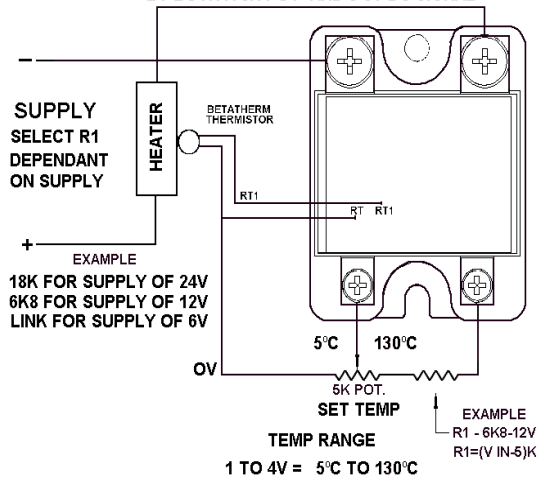
INSTALLATION

TEMPERATURE CONTROL CONNECTION FOR 12V SUPPLY

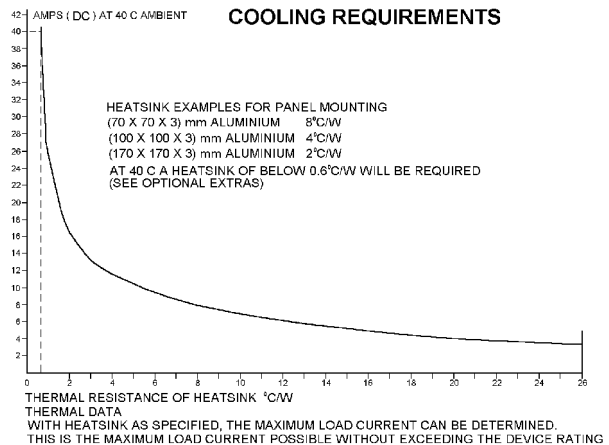
WARNING

SWITCH OFF SUPPLY BEFORE COMMENCING ANY SERVICE WORK.

ALL SET POINTS CAN BE CONTROLLED
BY BOTH A 5K POT AND 0-5V DC SIGNAL



COOLING REQUIREMENTS



SPECIFICATIONS

Maximum DC system line voltage	24V dc
Unit limiting DC current	40A dc
Control input voltage range	0-5V dc
Control input current @ 5V typical	1mA dc
High frequency mode(no link across RT and RT1)	350Hz
Medium frequency mode (link RT and RT1)	180Hz
Optional for temperature control (terminals RT & RT1): Thermistor type- Betatherm - 10K3A1 5 - 130°C	
Unit operating temperature range	0 to 65°C
Unit storage temperature range	0 to 85°C

FUSING

It is recommended that semiconductor, fast acting type fuses or circuit breakers (Semiconductor-MCB) be used for unit/device protection. On initial operation some loads may need an increased Factor of Safety (F of S) for unit and/or device protection. See SRA Data sheet for further information.

CE MARKING

This product family carries a "CE" marking. For information see recommendation section and contact our sales desk. See Declaration of Conformity.

RECOMMENDATION

Other documents available on request, which may be appropriate for your applications.

CODE	IDENTITY	DESCRIPTION
X10229	RFI	Filter recommendation: Addressing the EMC directive.
X10213	ITA	Interaction: Uses for phase angle and for burst fire control.
X10255	SRA	Safety requirements: Addressing the Low Voltage Directive (LVD) including: Thermal data/cooling, "Live" parts warning, Earth requirements and Fusing recommendations.
AP02/4	COS	UAL Conditions of sale

NOTE: It is recommended that installation and maintenance of this equipment should be carried out by suitably qualified/trained personnel with reference to the current edition of the I.E.E. Wiring Regulations (BS7671). The regulations contain important requirements regarding the safety of electrical equipment. For International Standards refer to Directive I.E.C. 950.

ORDER CODE:

Optional extras include:-

State part number: DCM -24-40

Betatherm 10K3A1 bead sensor only -

Betatherm 10K3A1 bead (type-X) sensor with 1m PTFE leads:

Betatherm 10K3A1 enclosed (type-E) sensor with 1m PTFE leads

Heatsink assemblies for 40A capability; Heat sink paste; 5K potentiometer.

Stock code D80005

Stock code A26046

Stock code A26036

Further extras include:-



UNITED AUTOMATION LIMITED

1Southport Business Park
Kew
Southport, PR8 4HQ
ENGLAND

Tel: 0044 (0) 1704 - 516500 - Main
Tel: 0044 (0) 1704 - 516509 - Technical
Fax: 0044 (0) 1704 - 516501
Enquiry@united-automation.com
www.united-automation.com

Page No. 2 of 2

Issue 4

Date 24/06/04



This document was created with Win2PDF available at <http://www.daneprairie.com>.
The unregistered version of Win2PDF is for evaluation or non-commercial use only.